

HB26 Series

Hour Run Meter with Reset

Features

- REPLACES HB16 SERIES
- Operation Indicator: Fast Rotating Gear Wheel
- Driven By A Synchronous Motor
- Wide Variety Of Operating Voltages
- Small Size
- Long Life
- Low Cost

Applications:

- Engine Hour Meters
- Rental Equipment
- Maintenance Timer

Description:

This 6 digit hour meter is the perfect timer when low cost, small size and high quality are important. It is available in AC or DC voltages with manual reset. Highly visible white on black hour digits including red on black decimal digits. Unit is also pluggable into socket box 945.2.

Specifications:

Color of Housing: Black
Digits: 6, .177" (4.5mm) high
Display: 9999.99h for AC models, 99999.9h for DC models
Hours: white figures on black
Decimal digits: red figures on black
Reset: Manual reset
Operating Voltages: 24, 115, 230 VAC, +/- 10% 50/60 Hz
 12-24, 36-80, 115 VDC +/-15%
Termination: Wire leads .078" x .0192 (2mm x .5mm²) NYFAZ 19.685" long (.5m)
Temperature: 14°F to 122°F (-10°C to 50°C)
Power Consumption: Appr. 2 VA at 230 VAC, Appr. 80mW at 12 VDC, Appr. 270mW at 24 VDC
Weight: 2.116 ounces (60 grams)
Protection: IP 42 front side, sealing cover K1: IP 54 front side, Transparent cover Dv and Dvs: IP 55 front side
Approvals: CE Approved

Options:

Spade Key Reset (US, Secret Reset (SR))
 Flexible sealing cover: K1
 Flat pins .031" x .110" (.8mm x 2.8mm) with push-on connectors
 Flat pins .031" x .248" (.8mm x 6.3mm) with-out push-on connectors

Accessories:

Socket box: 945.2
 Flexible sealing cover: K1 black
 Front bezels: F1 black
 Dummy housing .984 x 1.968 (25 x 50mm) grey, black



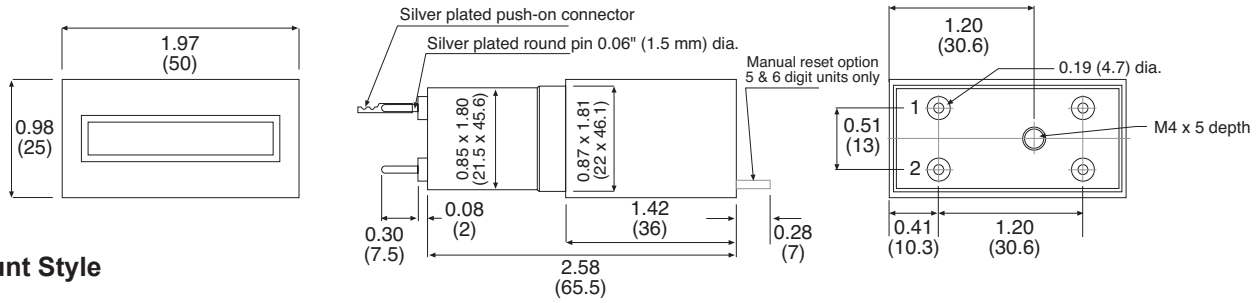
TIMERS

How To Order:

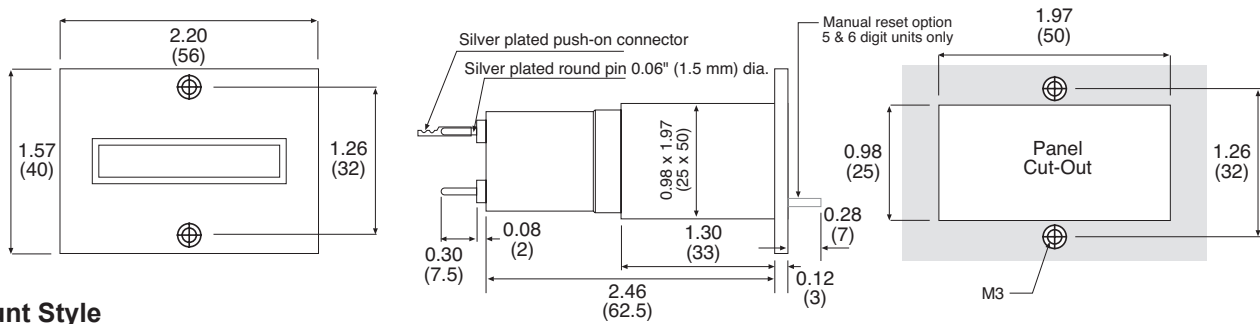
EXAMPLE:	HB26	1	1	110VAC	60HZ
Series	6 digit hour meter				
Mounting	0 = Non flange 1 = Screw panel mount 2 = Spring clip 3 = Large screw panel				
Reset	0 = none 1 = panel reset				
Voltage	24, 115, 230 VAC (±15%) 12-24, 36-80, 115 VDC (±15%)				
Frequency (AC only)	50 or 60 Hz				
Available Options	(add to end of part number)				
	K1 - Silicone cover #3 mount style				
	F1- Frame - with socket box 945.2				
	0 Mount only				
	945.2 - Socket box				
	F1DVS - Frame with locking cover & 945.2 socket box				
	F1DK - Frame with knob closure cover & 945.2 socket box				
	FL - 6" (253mm) Wire Leads				
	US -Spade Key Reset				
	TB - Terminal Block				
	32DINRAIL - DIN Rail Mounting Frame				
	DR-4 - 4" DIN Rail				

NOTE: The HB26 replaces the HB16

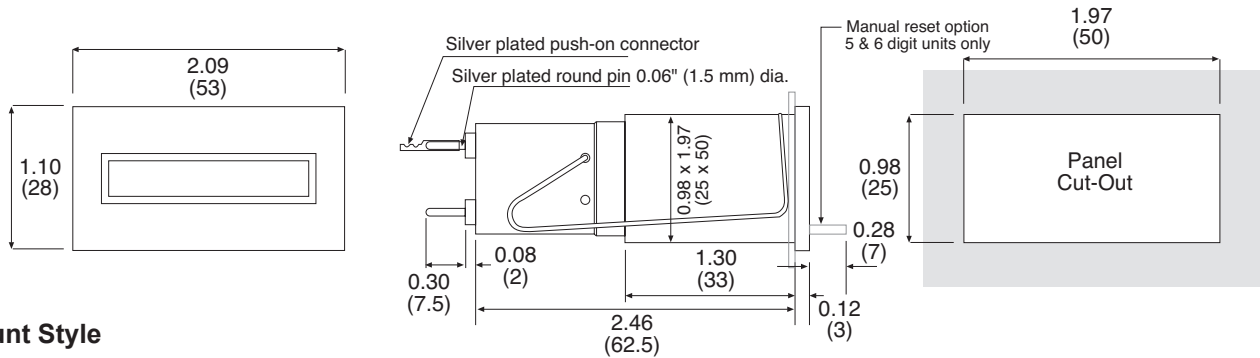
0 Mount Style



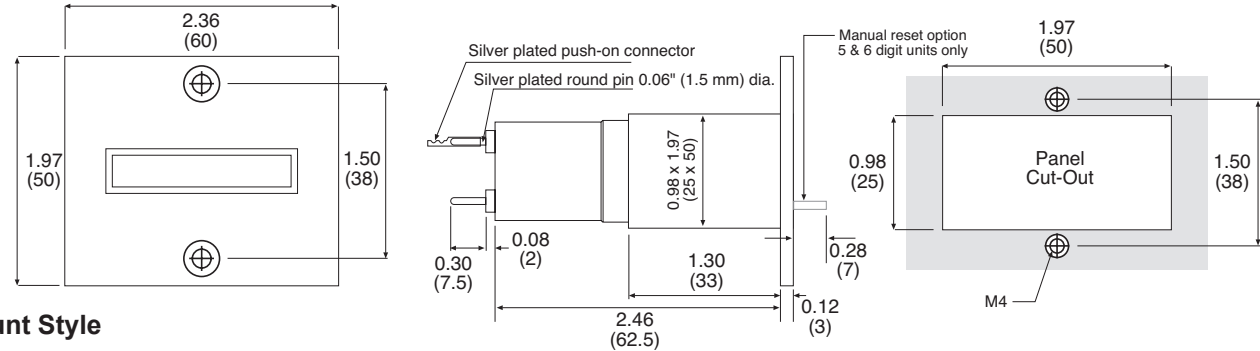
1 Mount Style



2 Mount Style



3 Mount Style



F1Mount Style

