

AMB-655

Industrial Workstation with 14" or 15" Flat-Panel Display

Features

- 19" Rackmount
- NEMA 4/12 Aluminum Alloy Front Panel
- MBC-266 Graphic Card
- 13.8" or 15" XGA Color TFT LCD Display
- 10-Slot (9 available) ISA-Bus Passive Backplane or Mother board
- Comes with an Internal 3.5" FDD, 4.3GB HDD & CD-ROM (optional)
- Universal 250W Power Supply
- Analog Resistive Touchscreen (option)

Introduction:

The MMI-655 series with 15" XGA color TFT LCD display industrial workstations are much lighter and slimmer than traditional 14" and 15" CRT workstations. They are supplied with a 3.5" FDD and 4.3GB HDD (CD-ROM drive optional). Both have two sealed membrane keypads on the front panel providing 24 function keys and 59 data entry keys. The MMI-650/655 series includes a 10-slot (9 available) ISA/PCI-Bus passive backplane, a PCI-bus MBC-266B and a universal 250W power supply. Available optional items for this series are a touchscreen and DC input power supply.

Display Selection Table

Item	Color TFT
Diagonal	15" (XGA)
Display Area	304.1(H) x 228.1(V)
Resolution	1024 x 768
Color	64K Colors
Display Life	25,000 Hrs.

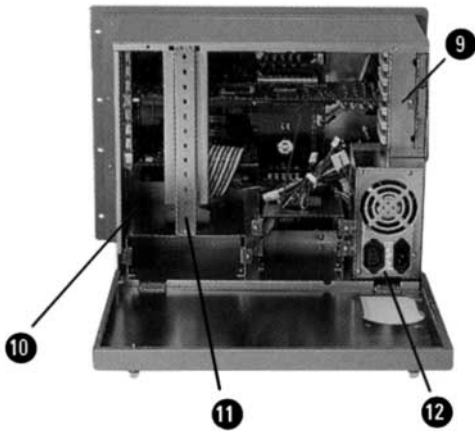

Power Supply Selection Table

Model	Input Voltage	Max. Output Current			
		+5V	+12V	-5V	-12V
Universal/250W	85-265VAC	24A	10A	0.5A	0.7A
-48VDC/250W	-40 to -65VDC	25A	8A	1A	2A
24VDC/250W	18 to 30VDC	25A	6A	1A	2A
12VDC/160W	8.5 to 16VDC	20A	4A	0.5A	0.5A



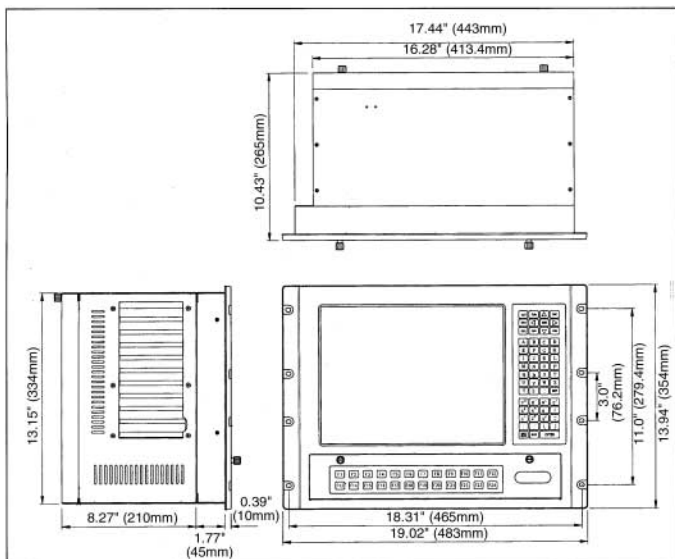
Specifications:

- Construction:** Painted metal steel chassis & aluminum alloy front panel
- I/O Ports:** 1 High speed serial port, 1 bi-directional parallel port
- Ethernet:** 10/100 BaseT, RTL8139 chipset
- CPU:** Celeron 366MHz through 800MHz Pentium III
- Disk drives:** Internal 3.5" FDD & Internal 3.5" 4.3 GB (min) HDD
- Flash Disk:** Disk On Chip
- Touch Screen:** Analog Resistive
- Cooling system:** 64 CFM cooling fan
- Weight:** 16Kgs
- Keypad:** 59 data-entry keys and 24 function-key Two-screw-on door on the front panel covering the brightness and contrast controllers, power switch, drive bays and keyboard connector
- Power supply:** Universal (85-265 VAC) standard (refer to the selection table)
- Passive backplane:** 10-slot ISA/PCI-Bus (1 used by CPU, 9 Available) 4-layer PCB with ground/power-plane for noise reduction and power supply impedance LED power indicators for +5V, -5V, +12V, -12V
- Operating Temp:** 0°C to 50°C
- Storage Temp:** -20°C to 60°C
- Relative humidity:** 5 to 95%, non condensing
- Altitude:** 10,000 ft. (3000 meters)
- Vibration:** 5 to 17Hz, 0.1" double-amplitude displacement 17 to 500 Hz, 1.5G peak to peak
- Shock:** 10G peak acceleration (11 msec. duration)
- Safety:** CE
- EMI:** meets FCC/VDE Class A
- Operating system:** Windows 98, NT, 2000
- RAM:** 64MB STD; Expandable to 128MB
- Cache:** 512k
- VGA controller:** C & T Chips 65535T LCD/CRT
- System BIOS:** Award BIOS
- I/O chipset:** ALI Alladin 4 + Chipset
- IDE/PCI support:** Ultima PMA/33
- Mouse connector:** PS/2
- Keyboard connector:** AT



- ❶ Data-entry membrane keypad
- ❷ Brightness & contrast controllers
- ❸ Power switch
- ❹ External keyboard connector
- ❺ 3.5" FDD & HDD drive bay
- ❻ CD-ROM drive bay
- ❼ Front antidust door
- ❽ 14" Flat panel display
- ❾ Cooling fan
- ❿ 10-slot ISA/PCI backplane (Full length)
- ⓫ Hold-down clamp
- ⓬ Universal 250W power supply

Dimensions:



Ordering Information:

How To Order:

EXAMPLE AMB-6501 | | |

Series

655 = AMB-655 Series includes:
 15" color display, PCI-Bus MBC-266B graphic card,
 a 10-slot ISA/PCI-Bus passive backplane and a
 universal 250W switching power supply

Display Type

T = XGA color TFT LCD display

Options

- T = Touchscreen option
- 48VDC = -40 to -65 VDC input power supply
- 24VDC = 18 to 30 VDC input power supply
- 12VDC = 8.5 to 16 VDC input power supply
- CD = 40X CD-ROM Drive

For additional RAM consult factory